



# Cervical Screening Information System

## Steps of Online User Registration

### (Laboratory User)

1. Please go to the CSIS website [www.csis.gov.hk](http://www.csis.gov.hk).
2. Choose "Laboratory User" under "User Registration" from the menu on the left.

1 →

2 →

3. Please read "Notes to Applicant" carefully.

3 →

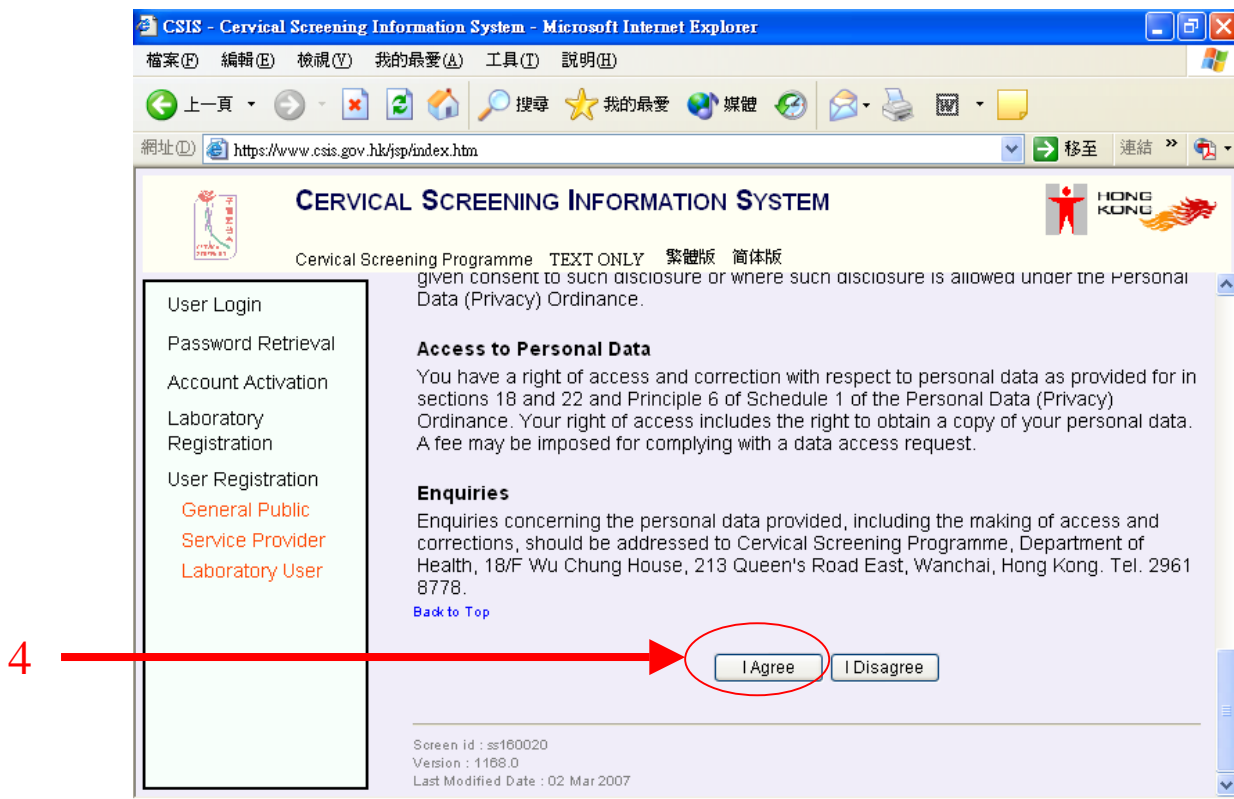
Notes to Applicant

1. Eligibility: pathologists or qualified cytotechnologists who perform cervical cytology in laboratories.
2. Registration is free of charge.
3. Privileges of joining the Programme include the following:
  - feedback on the performance of smears screened by you
  - access to women's past cervical smear results online ([www.csis.gov.hk](http://www.csis.gov.hk)) to facilitate interpretation of current smear (starting from March 2004)
  - free training kit containing education VCDs, cervical screening manual and pamphlets

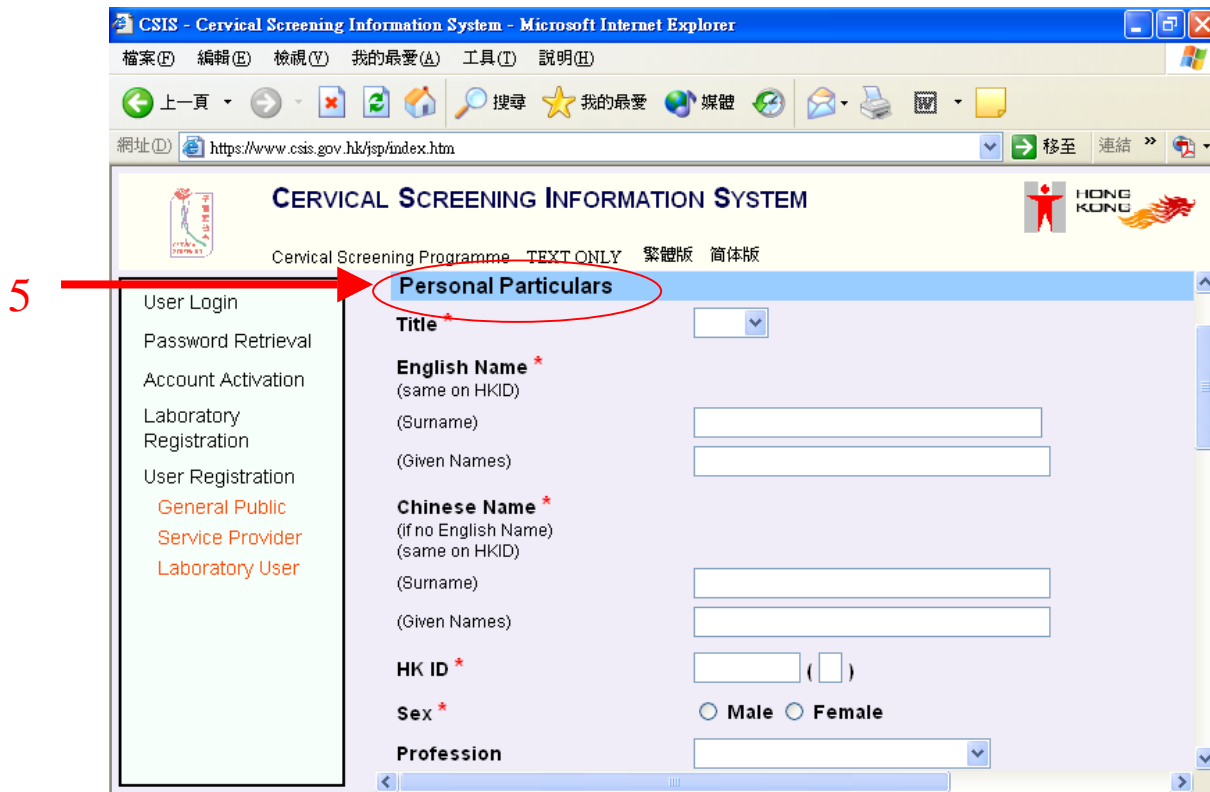
Back to Top

Terms and Conditions

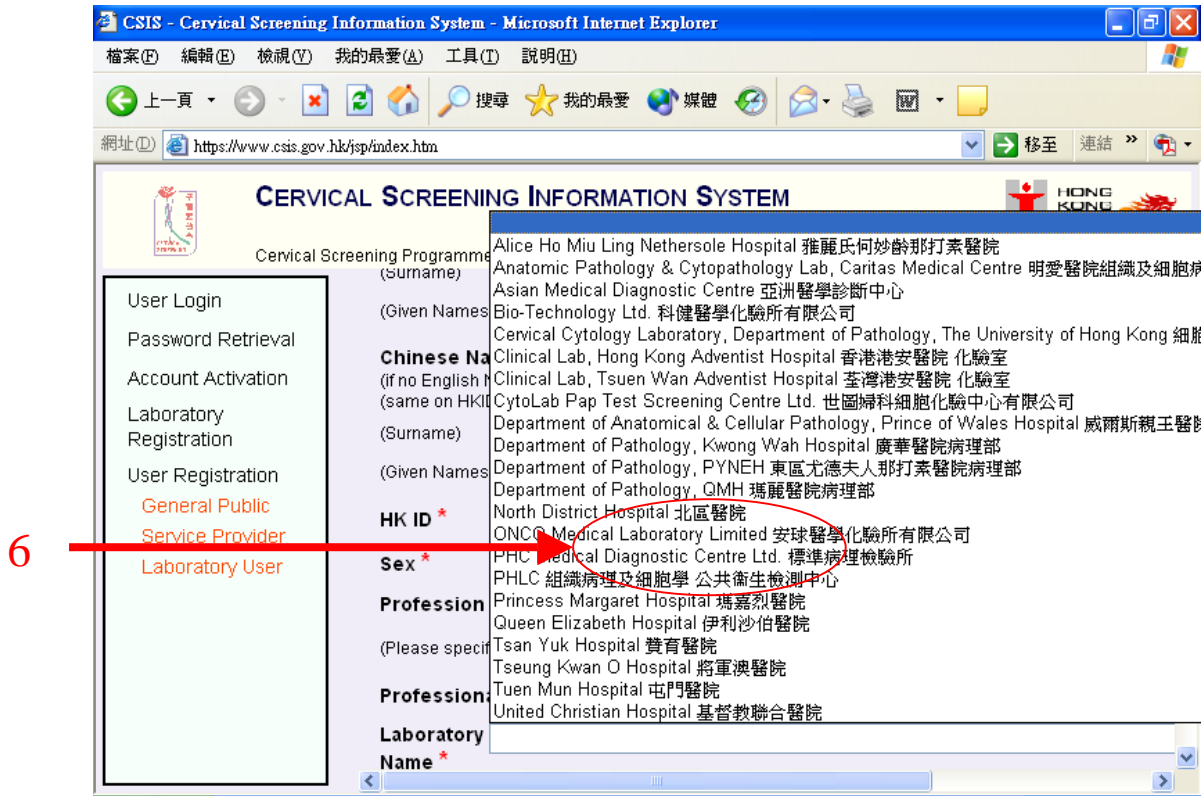
4. Press **"I Agree"** to accept user registration after reading **"Notes to Applicant"**.



5. Enter the required information including Chinese and English name, HKID, sex, professional information, laboratory information under **"Personal Particulars"**.

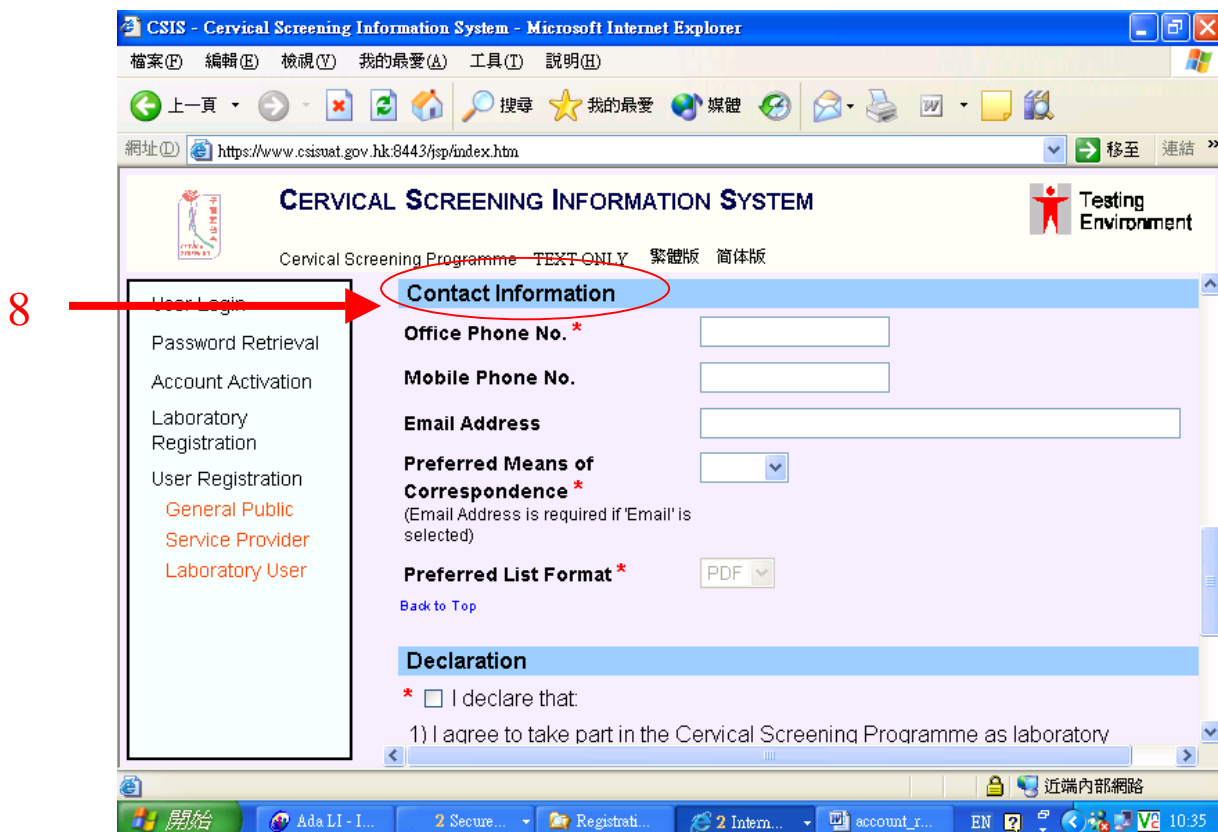


6. Choose the laboratory on the list under "Laboratory Name".



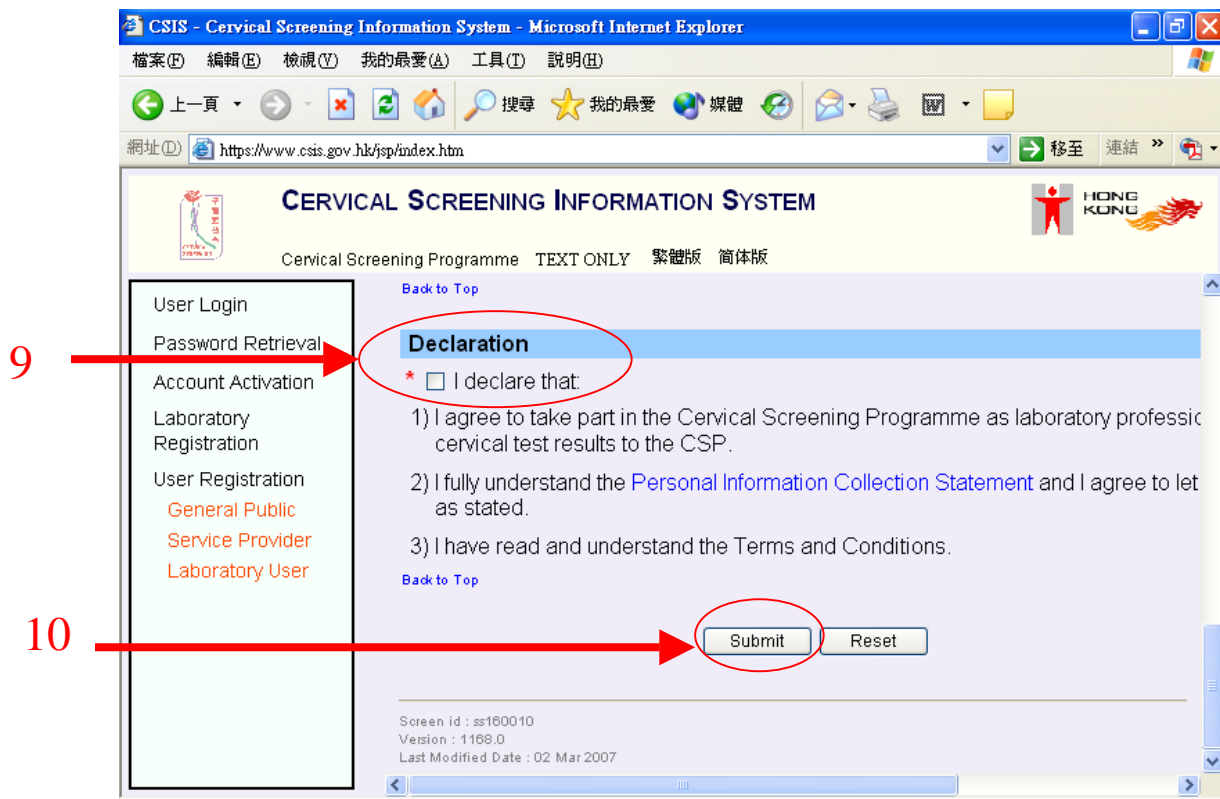
7. If your laboratory is not on the list under "Laboratory Name", please register the laboratory organization by the person-in-charge. Please refer to "Steps of Online User Registration (Laboratory Organization)" for details.

8. Enter required data under "Contact Information".

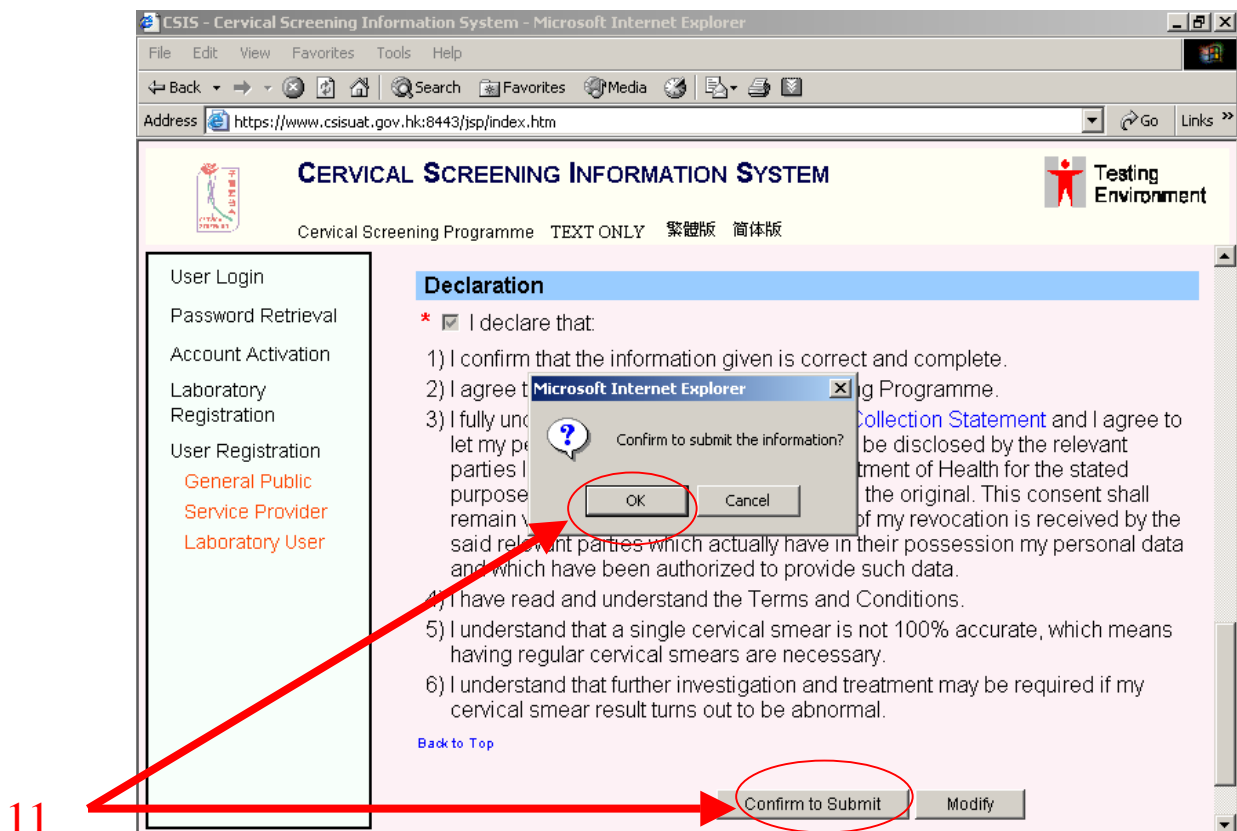


9. After reading "Declaration", choose "I declare that".

10. Then press "Submit".



11. Press "Confirm to Submit" and then "OK" to complete the registration.



12. Message of confirming your successful registration submission will be prompted. Remember to submit the endorsement form signed by your laboratory person-in-charge for Cervical Screening Programme to complete your application. Afterwards, an account opening letter will be sent to you. After you have received the letter, please come back to this website for guideline of steps to activate your account.

The screenshot displays the Cervical Screening Information System (CSIS) website in Microsoft Internet Explorer. The browser's address bar shows the URL: <https://www.csisuat.gov.hk:8443/jsp/index.htm>. The website header includes the title "CERVICAL SCREENING INFORMATION SYSTEM" and a "Testing Environment" logo. Below the header, there are navigation links for "Cervical Screening Programme", "TEXT ONLY", "繁體版", and "简体版".

The main content area features a "Registration Submitted Successfully" message. The message text reads: "To complete the application, **please submit the endorsement form signed by the laboratory person in-charge** to Cervical Screening Programme by fax (2833 5445) or by post (Cervical Screening Programme, 18/F Wu Chung House, 213 Queen's Road East, Wanchai, Hong Kong.)." Below this, it states: "Generally, you will receive your account opening letter within 30 days." A "Back to Home" button is positioned below the message.

On the left side of the page, there is a navigation menu with the following items: "User Login", "Password Retrieval", "Account Activation", "Laboratory Registration", "User Registration", "General Public", "Service Provider", and "Laboratory User".

At the bottom of the page, technical details are provided: "Screen id : ss160040", "Version : 1168.0", and "Last Modified Date : 02 Mar 2007". The Windows taskbar at the bottom shows the system tray with the time 10:48 and the language set to EN.