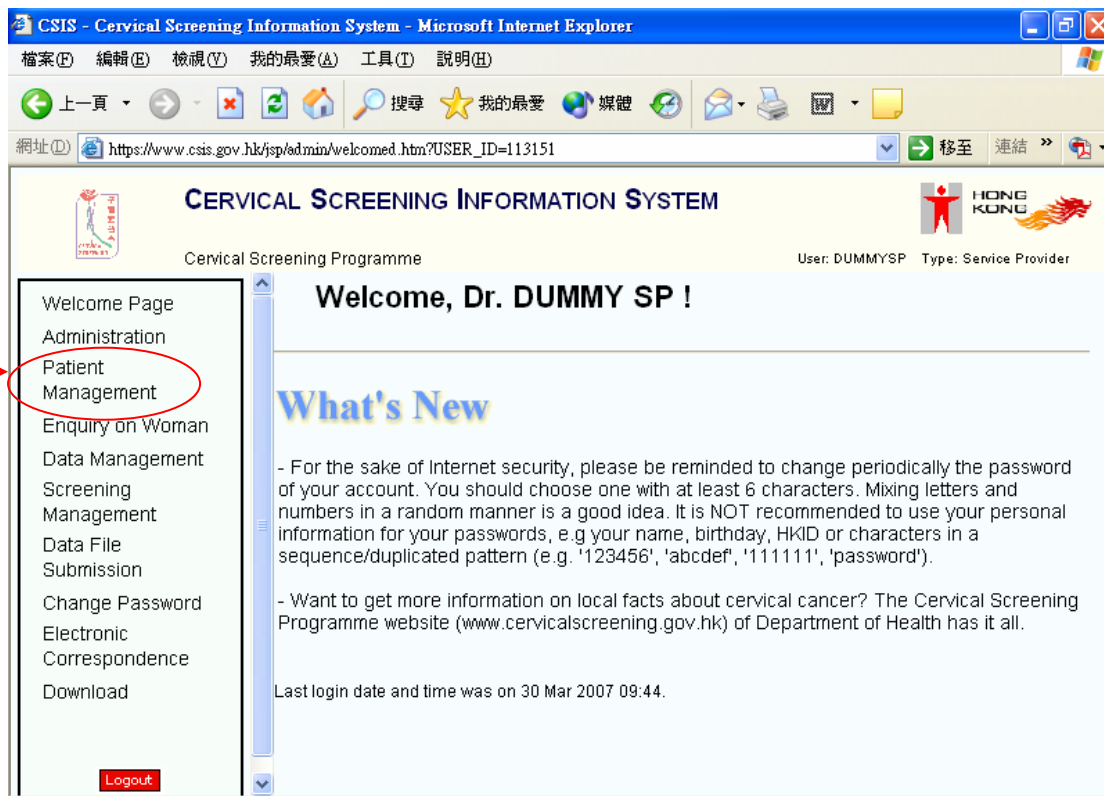




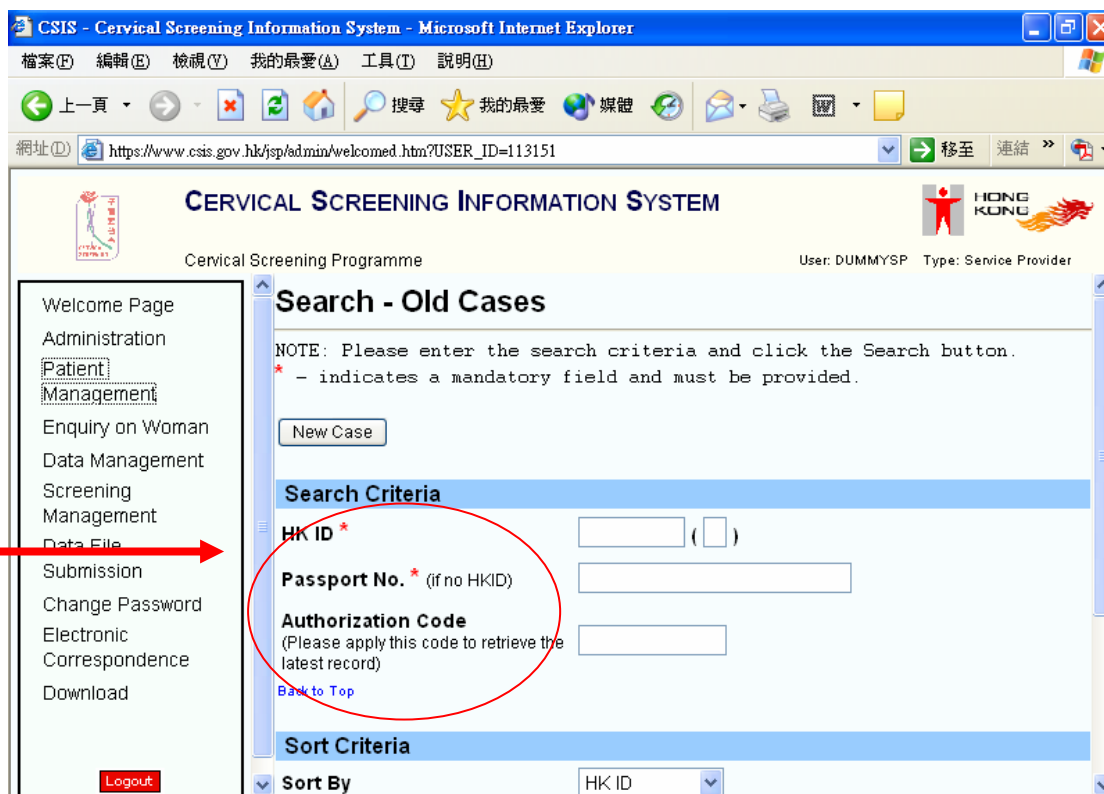
Cervical Screening Information System Steps of Online Retrieving Test Records (Service Provider)

1. Please go to the CSIS website www.csis.gov.hk.
2. Enter **Login Name** and **Password** to log in to the CSIS. (If your account is not activated yet, please activate your account first. Your login name and password are set during your account activation)

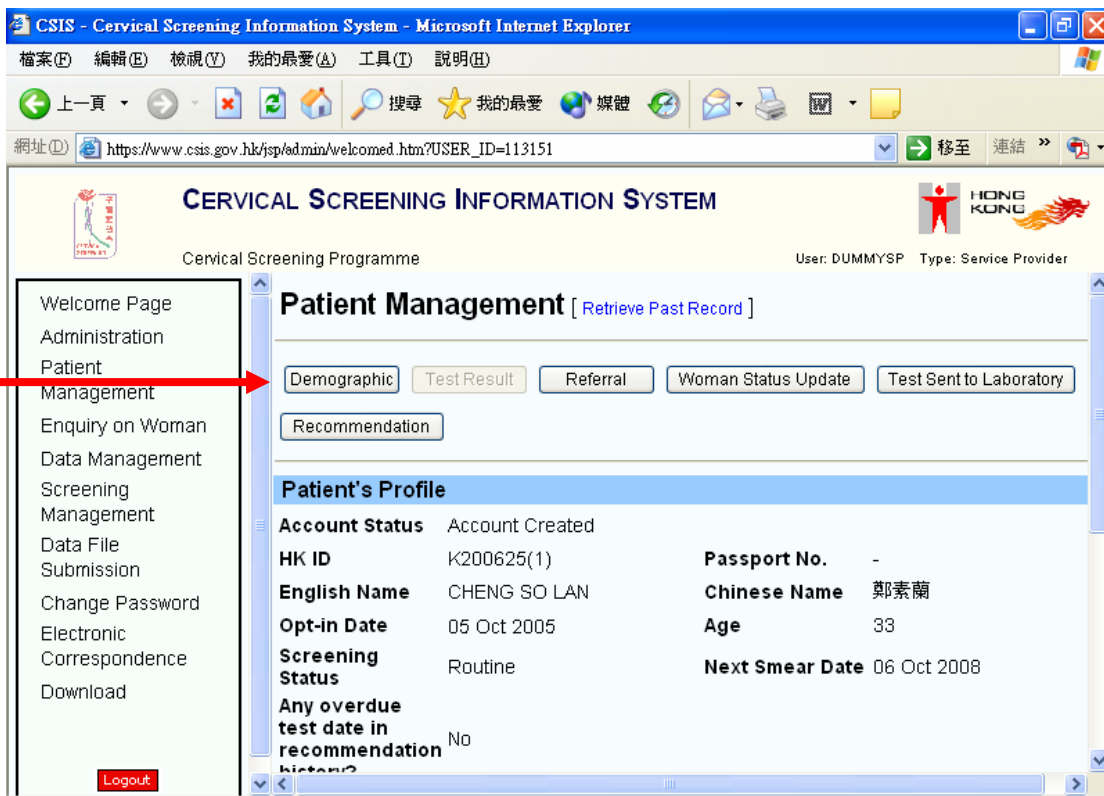
3. Select **"Patient Management"** from the menu bar on the left side.



4. Enter HKID / Passport No. of your client and press the **“Search”** button. The updated information of a woman can only be accessed if the **“authorization code”** of the woman is provided.

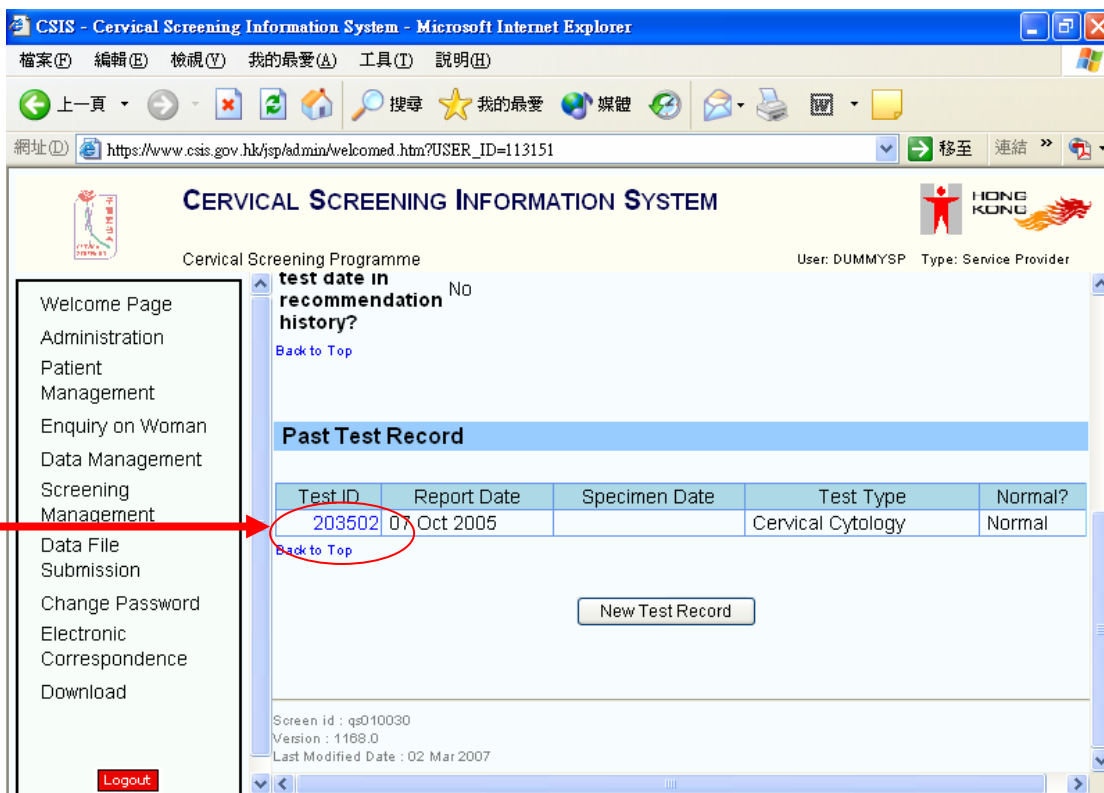


5. Information including **Demographic Information**, **Test Result**, **Referral Record**, **Status Update Record**, **Record on Test Sent to Laboratory** and **Recommendation** of the woman can be accessed by pressing different button.



6. The details of the cervical test records will be shown under “Past Test Record”.

7. Click the corresponding “Test ID” to view the particular test record in details.



8. Woman information, test information and test result information can be viewed under "Test Records".

8 →

CSIS - Cervical Screening Information System -- 網頁對話

Test Records

NOTE: * - indicates a mandatory field and must be provided.

Woman Information

HK ID
Passport No. (if no HKID)
English Full Name
Chinese Full Name (if no English Name)
Age at Test Date

[Back to Top](#)

Test Information

Test Type	Cervical Cytology
Specimen Date	-
Specimen Receipt Date	06 Oct 2005
Report Date / Colposcopy Date	07 Oct 2005
Specimen Taker / Colposcopist	12675

9. The Test result Code can be viewed.

9 →

CSIS - Cervical Screening Information System -- 網頁對話

Test Result Code

Specimen Adequacy

Satisfactory for evaluation

Quality Indicators

- Presence of transformation zone / endocervical component
- Absence of transformation zone / endocervical component
- Relatively scant cellular yield
- Partially obscured by thick area
- Partially obscured by blood
- Partially obscured by mucus
- Partially obscured by polymorphs
- Partially obscured by foreign materials
- Slides relatively poorly preserved / poorly fixed / moderate cytolysis
- Slides with moderate drying artefact
- Others

General Categorization (Please select based on the most clinically significant result)

- Negative for intraepithelial lesion or malignancy
- Epithelial cell abnormality
- Epithelial cell abnormality (squamous cell type)
- Epithelial cell abnormality (glandular cell type)
- Epithelial cell abnormality (indeterminate cell type)
- General categorization - others

Interpretation Result

Organisms

- Trichomonas vaginalis
- Fungal organisms morphologically consistent with Candida species

10. The expected next test date and test type based on the selected test record are shown.

11. Click the date under “Expected Test Date” to view the recommendation information in details.

12. Click “X” to close the window after viewing the details.

The top screenshot shows the 'Educational Notes and Suggestions' section with a 'Please specify' checkbox and a text area. Below it is a table titled 'Recommendation based on this test result'.

Expected Test Date	Expected Test Type(s)	Status	Recommendation Date
06 Oct 2008	Cervical Cytology	Open	05 Oct 2005

Below the table is the 'Last Update Information' section with fields for 'Last Updated By' (SYSTEM) and 'Last Update Date' (02 Nov 2005). At the bottom, it shows 'Screen ID: ds010030', 'Version: 168.0', and 'Last Modified Date: 02 Mar 2007'.

The bottom screenshot shows the 'Recommendation' window. It includes a 'NOTE' section, a 'Woman Information' section with fields for 'HKID', 'Passport No. (if no HKID)', 'English Full Name', and 'Chinese Full Name (if no English Name)', and an 'Expected/Recommend Test Information' section with fields for 'Recommendation Date *' (15 Dec 2006), 'Type(s) of Test Recommended' (Cervical Cytology), 'Status' (Open), 'Expected Test Date *' (16 Jun 2007 (Saturday)), and 'Recommend New Test Date' (-). The 'Clinical Notes' section is at the bottom.

13. Other information like **Demographic Information**, **Referral Record**, **Status Update Record**, **Record on Test Sent to Laboratory** and **Recommendation** can be viewed in a similar way.

13

The screenshot displays the CSIS - Cervical Screening Information System interface in Microsoft Internet Explorer. The browser window title is "CSIS - Cervical Screening Information System - Microsoft Internet Explorer". The address bar shows the URL: "https://www.csis.gov.hk/jsp/admin/welcomed.htm?USER_ID=113151".

The main content area is titled "CERVICAL SCREENING INFORMATION SYSTEM" and "Cervical Screening Programme". The user is identified as "User: DUMMYSP Type: Service Provider".

The "Patient Management" section is active, showing a navigation bar with tabs: "Demographic", "Test Result", "Referral", "Woman Status Update", and "Test Sent to Laboratory". The "Referral" tab is highlighted with a red circle, and a red arrow points to it from the number "13" on the left. Below the navigation bar is a "Recommendation" button.

The "Patient's Profile" section displays the following information:

Account Status	Account Created		
HK ID	[Redacted]	Passport No.	-
English Name	[Redacted]	Chinese Name	[Redacted]
Opt-in Date	[Redacted]	Age	[Redacted]
Screening Status	Routine	Next Smear Date	06 Oct 2008
Any overdue test date in recommendation history?	No		

A "Logout" button is visible at the bottom left of the page.